

VMIX 2.00

Proportional bypass mixing valve 2.00''




ION EXCHANGE

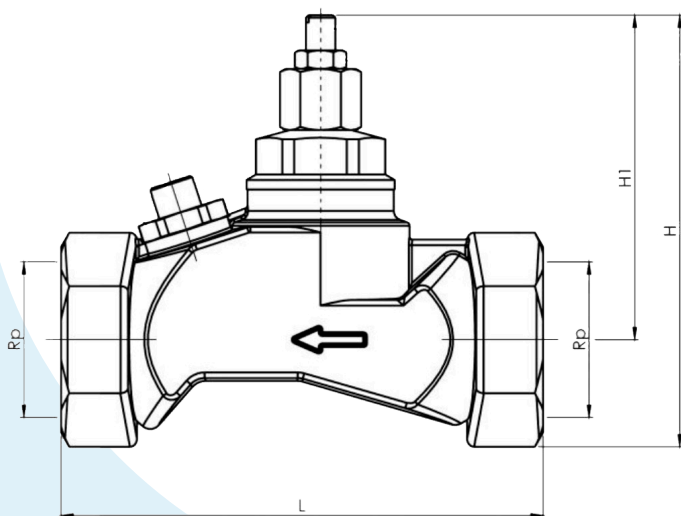
MOUNTING ACCESSORIES

BYPASS MIXING VALVE 2.00''

- The bypass mixing valve VMIX 2.00 is an automatic mixing valve for water softeners with high flow rate.
- The automatic mixing valve maintains the preset hardness of the mixed water, regardless of the flow rate and pressure variation.
- The precise adjustment of the desired hardness is done only once during assembly. If there is a significant change in the hardness of feed water, eg. when the distribution plant changes the composition of the water, it is obvious that water softener as well as the mixing valve should be reset.



SIZE



In/Out connection Rp	Length L	Height H	Height H1
F 50/60	145 mm	132 mm	Maxi 93 mm

APPLICATIONS

Potable water softening installations PN 10 for industry, trade and domestic use.

Max. water temperature 90 °C.

Observe minimum flow rate.

Proportionnal bypass mixing valve 2.00''

WORKING PRINCIPLE

The automatic mixing valve allows the raw water to be mixed with the softened water to obtain the desired residual water hardness in the outlet of the system.

It is installed between the inlet and outlet of the softener, respecting the direction of the arrow.

The required amount of raw water is set on automatic mixing valve, which will mix it automatically and proportionally to the water softener flow rate

In case of low water consumption, the necessary amount of hard water will be mixed with softened water thanks to the opening effected by the fine adjustment screw.

For larger needs, the differential pressure generated by the pressure drop of the softener allows the main valve to rise and increase proportionally the volume of hard water to be injected into softened water.

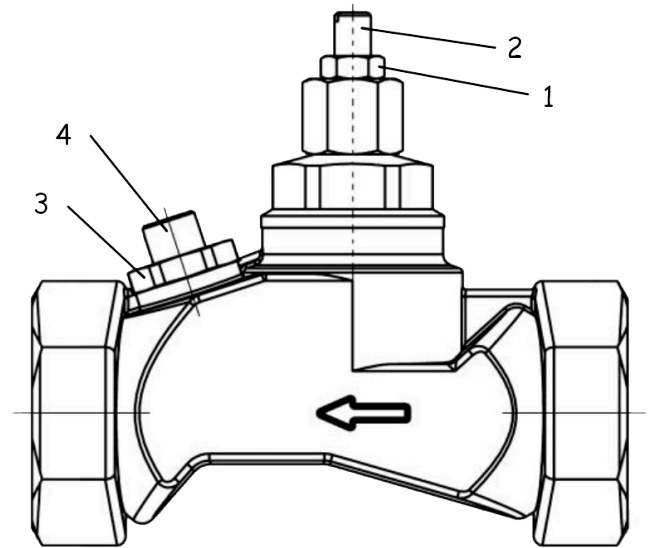
TECHNICAL SPECIFICATION

- Maximum working pressure : 10 bars.
- Maximum working temperature : 90 °C
- Raw material :
Brass body with drinking water certificate according to DIN 50930-6
EPDM seals according to DVGW W270
All materials meet the recommendations of KTW / W270

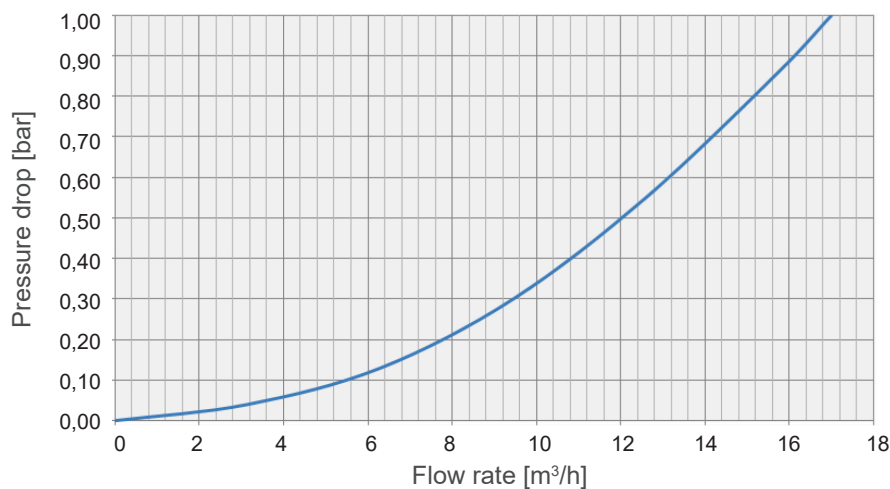
SETTINGS

Adjusting the desired water hardness requires is to be set as follow :

1. Close the main valve by loosening the locking nut (1) and tightening the main screw (2) until it stops.
2. Open a few water points to simulate a flow of around 10 to 20% of the nominal flow.
3. After loosening the nut (3), use the adjustment screw fine (4) to obtain the desired water hardness. If the water mixed is too hard tighten the screw (4) a little, if it too soft, unscrew it.
4. Lock the fine adjustment by tightening the nut (3).
5. With maximum water flow, unscrew the main adjustment screw (2) until the desired water hardness is obtained.
6. Lock the main adjustment by tightening the nut (1).



PRESSURE DROP ACCORDING TO FLOW RATE



ADH2OC INDUSTRIAL
Headquarters
3, Rue Kercoz
22 220 TRÉGUIER - FRANCE
Tel +33 (0)2 96 40 02 50
Fax +33 (0)2 22 44 98 48
www.adh2oc-industrial.com

Workshop
Lieu dit «La Vallée Drouard»
28500 CHÉRISY - FRANCE
Tel +33 (0)2 37 50 20 79
Fax +33 (0)2 22 44 98 48
e-mail : infos@adh2oc-industrial.com